




www.konami-europe.com

London Office, Jubilee House, 7/9 The Oaks, Ruislip, Middlesex, HA4 7LF	Paris Office, 23, Rue Cambon, 75001 Paris, France	Konami Of Europe GmbH, Bernier Strasse 103-105, 60437 Frankfurt/Main, Germany	Madrid Office, Ortense 34-9a 28020 Madrid, Spain	Amsterdam Office, Zandweg 33 3544 AA Utrecht Netherlands	Scandinavian Office, Langholmgatan 1b 11733 Stockholm Sweden
---	--	--	---	---	---

SLES-03532

 and "PlayStation" are registered trademarks of Sony Computer Entertainment Inc.
4012927010778



PAL



Castlevania Chronicles

PlayStation®

Precautions

• This disc contains software for the PlayStation® home video game console. Never use this disc on any other machine, as it could damage it. • This disc conforms to PlayStation® specifications for the European market only. It cannot be used on foreign-specification versions of PlayStation®. • Read the PlayStation® Instruction Manual carefully to ensure correct usage. • When inserting this disc in the PlayStation®, always place it label side up. • When handling the disc, do not touch the surface. Hold it by the edge. • Keep the disc clean and free of scratches. Should the surface become dirty, wipe it gently with a soft cloth. • Do not leave the disc near heat sources or in direct sunlight or excessive moisture. • Never attempt to use a cracked or warped disc, or one that has been repaired with adhesives, as this could lead to operating errors.

Health Warning

For your health, rest about 15 minutes for each hour of play. Avoid playing when tired or suffering from lack of sleep. Always play in a brightly lighted room, and stay as far from the television screen as possible. Some people experience epileptic seizures when viewing flashing lights or patterns in our daily environment. These persons may experience seizures while watching TV pictures or playing video games. Even players who have never had any seizures may nonetheless have an undetected epileptic condition. Consult your doctor before playing video games if you have an epileptic condition or immediately should you experience any of the following symptoms during play: dizziness, altered vision, muscle twitching, other involuntary movements, loss of awareness of your surroundings, mental confusion, and / or convulsions.

PIRACY

The unauthorised reproduction of all or any game part of this product and the unauthorised use of registered trademarks are likely to constitute a criminal offence. PIRACY harms Consumers as well as legitimate Developers, Publishers and Retailers. If you suspect this game product is an unauthorised copy, or have any other information about pirate product, please call your local Customer Service number given at the back of this Manual.

See back page of this manual for Customer Service Nos.

NOTICE
"Konami logo" and "KONAMI" are registered trademarks of KONAMI CORPORATION. "Castlevania Chronicles" is a trademark of KONAMI CORPORATION. © 1996-2001 KONAMI & KONAMI COMPUTER ENTERTAINMENT TOKYO. ALL RIGHTS RESERVED. For home use only. Unauthorised copying, adaptation, rental, lending, re-sale, words use, charging for use, broadcast, cable transmission, public performance, distribution or extraction of this product or any trademark or copyright work that forms part of this product are prohibited. Published by Konami of Europe GmbH. Developed by Konami Computer Entertainment Tokyo.

European packaging designed @ department.x



1
Player



Memory Card
1 block

SLES-03532

Contents

3	Story
5	Controls
7	Sound Test
8	Game Play
9	Screen Layout
10	Game Modes
13	Save/Load
14	Options
15	Items
17	Map
19	Previous Artwork
23	Notes

Story

TRANSYLVANIA, A SMALL, PEACEFUL COUNTRY IN THE HEART OF MEDIEVAL EUROPE.

IN THIS COUNTRY, THERE IS AN OLD LEGEND CONCERNING DRACULA.

"ONCE EVERY 100 YEARS, THE POWER OF CHRIST GROWS WEAK. EACH TIME THIS HAPPENS, HUMAN BEINGS WITH EVIL HEARTS BEGIN TO CHANT UNSPEAKABLE PRAYERS. THIS IS DRACULA, THE PRINCE OF DARKNESS, RESURRECTED UPON THE FACE OF THE EARTH. AND EACH TIME HE IS MANIFESTED, HIS POWERS GROW STRONGER."

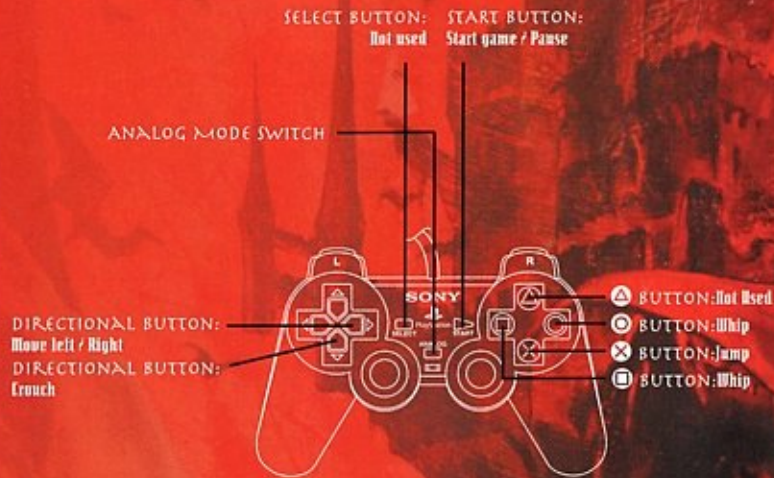
ONCE, LONG AGO, DRACULA WAS INDEED REVIVED IN THIS MANNER. HOWEVER, HIS AMBITIONS TO PLUNGE THE WORLD INTO DARKNESS AND BUILD A KINGDOM OF EVIL WERE CRUSHED BY THE HERO CHRISTOPHER BELMONT.

FOLLOWING DRACULA'S DEMISE AT THE HANDS OF CHRISTOPHER BELMONT, THE TRANSYLVANIAN COUNTRYSIDE SLEPT PEACEFULLY FOR 100 YEARS. THEN...

ONE EASTER NIGHT, THE TOWNSPEOPLE WERE COMMEMORATING CHRIST'S RESURRECTION WITH A SPLENDID CARNIVAL. BUT, IN THE RUINS OF THE OLD MONASTERY ON THE EDGE OF TOWN, THE FOLLOWERS OF DARKNESS WERE HOLDING A BLACK MASS TO REVIVE THE EVIL COUNT AND GIVE HIM ETERNAL LIFE. THEY POURED A SACRIFICE OF HUMAN BLOOD OVER HIS REMAINS. AS THEY DID SO, AN EVIL THUNDERCLOUD ENVELOPED THE TOWN. SUDDENLY, A SINGLE BOLT OF LIGHTNING PIERCED THE MONASTERY. IN THAT INSTANT, DRACULA, THE PRINCE OF DARKNESS, RETURNED TO THIS WORLD TO BEGIN A NEW REIGN OF TERROR.

BUT ALL WAS NOT LOST. THE SUCCESSOR TO THE BELMONT FAMILY BLOODLINE, A YOUNG MAN BY THE NAME OF SIMON, WAS DETERMINED TO RID THE LAND OF THIS TERRIBLE EVIL. TAKING THE MYSTERIOUS WHIP LEFT TO HIM BY HIS FATHER, HE VENTURED INTO DRACULA'S CASTLE TO FACE THE COUNT - ALONE

CONTROLS: Analog Controller



RIGHT DIRECTIONAL BUTTON AND × BUTTON

Right diagonal jump

LEFT DIRECTIONAL BUTTON AND × BUTTON

Left diagonal jump

DIRECTIONAL BUTTON DOWN AND ○ BUTTON OR □ BUTTON

Crouch and whip

× BUTTON AND ○ BUTTON OR □ BUTTON

Jump and whip

DIRECTIONAL BUTTON UP AND ○ BUTTON OR □ BUTTON

Look view while jumping (× button)

DIRECTIONAL BUTTON DOWN AND ○ BUTTON OR □ BUTTON

While jumping whip straight down

DIRECTIONAL BUTTON RIGHT AND ○ BUTTON OR □ BUTTON

While jumping whip down/right

DIRECTIONAL BUTTON LEFT ○ BUTTON OR □ BUTTON

While jumping whip down/left

PRESS THE START AND SELECT BUTTONS SIMULTANEOUSLY TO RESET THE GAME.


Standard Controller

THE CONTROLS FOR THE STANDARD CONTROLLER ARE THE SAME AS FOR THE ANALOG CONTROLLER.

Sound Test



YOU CAN ONLY ACCESS THE SOUND TEST IN ORIGINAL MODE. WHEN THE TITLE MENU IS DISPLAYED, CHOOSE "SOUND MODE" USING THE DIRECTIONAL BUTTONS AND PRESS THE X BUTTON TO ENTER SOUND TEST MODE.



SELECT THE TUNE WITH THE LEFT AND RIGHT DIRECTIONAL BUTTONS AND PRESS THE X BUTTON TO PLAY YOUR SELECTION.

SELECT EXIT TO RETURN TO THE GAME.

Game Play

THE GAME IS DIVIDED INTO 8 BLOCKS (EACH BLOCK CONSISTS OF 3 STAGES.) A BOSS ENEMY AWAITS AT THE END OF EACH BLOCK. WHEN YOU DEFEAT A BOSS, A MAGICAL ENERGY SPHERE WILL APPEAR. GRAB IT TO ADVANCE TO THE NEXT BLOCK.

WHEN YOU RECEIVE DAMAGE, YOUR LIFE WILL DECREASE. IF YOU LOSE ALL YOUR LIFE, FALL INTO A PIT, COME INTO CONTACT WITH A LETHAL TRAP, OR FAIL TO FINISH THE BLOCK WITHIN THE TIME LIMIT, YOU WILL LOSE A LIFE. THE GAME ENDS WHEN YOU LOSE ALL YOUR LIVES. HOWEVER, YOU MAY USE THE CONTINUE OPTION TO START AGAIN FROM THE BEGINNING OF THE CURRENT BLOCK.

WHEN YOU USE YOUR WHIP OR AN ATTACK ITEM TO DEFEAT AN ENEMY OR DESTROY A CANDLE, AN ITEM WILL OFTEN APPEAR. COLLECTING THESE ITEMS WILL GIVE YOU BONUSES SUCH AS POWER-UPS OR SPECIAL ATTACKS. THE NUMBER OF TIMES YOU CAN USE A SPECIAL ATTACK IS LIMITED BY THE NUMBER HEARTS YOU POSSESS.

Screen Layout

PLAYER'S LIFE GAUGE

NUMBER OF HEARTS

TIME REMAINING

ITEM

STAGE NUMBER

SCORE

BOSS'S LIFE GAUGE

LIVES REMAINING



PLAYER

ENEMY

Game Modes

THERE ARE TWO MODES OF PLAY IN THE GAME.

Original Mode

AN EXACT REPRODUCTION OF THE X68000 VERSION OF "CASTLEVANIA".

Arrange Mode

BASED ON THE X68000 VERSION, SIMON AND DRACULA HAVE BEEN REDESIGNED WITH A BRAND NEW LOOK, AND THE DIFFICULTY LEVEL HAS BEEN MADE EASIER.

CHOOSE ONE OF THESE TWO MODES AND PRESS EITHER THE START BUTTON OR THE X BUTTON TO BEGIN.

Original Mode



Arrange Mode



ONCE YOU'VE BEATEN THE GAME IN ARRANGE MODE, AN ADDITIONAL TIME ATTACK MODE WILL BECOME AVAILABLE. TRY TO CLEAR EACH STAGE IN THE SHORTEST TIME POSSIBLE.



NEED HELP WITH

Castlevania Chronicles™

KONAMI UK
HOTLINE NUMBER

Calls cost 75p per minute. Please obtain bill payer's permission before calling. Over 16's only

09067 53 50 70

Save/Load

USING THE "SAVE" OPTION ON THE GAME OVER SCREEN, YOU CAN SAVE YOUR GAME DATA, INCLUDING HOW FAR IN THE GAME YOU'VE PROGRESSED AND HOW MANY TIMES YOU'VE PLAYED.

INSERT A MEMORY CARD INTO MEMORY CARD SLOT 1.

MEMORY CARD SLOT 2 CANNOT BE USED WITH THIS GAME.

Save

WHEN YOUR GAME IS OVER, YOU CAN SELECT "CONTINUE" OR "SAVE". CHOOSING "SAVE" WILL SAVE YOUR GAME DATA. CHOOSING "CONTINUE" WILL ALLOW YOU TO CONTINUE YOUR GAME FROM THE BEGINNING OF THE CURRENT BLOCK. PLEASE DO NOT REMOVE THE MEMORY CARD OR TURN OFF THE POWER WHILE SAVING DATA.

Load

IF THERE IS SAVED GAME DATA PRESENT, THE SAVED GAME NAME(S) WILL APPEAR WHEN YOU ENTER THE MODE SELECT SCREEN FROM THE TITLE SCREEN. SELECTING A GAME NAME WILL ALLOW YOU TO CONTINUE THE GAME FROM THE BLOCK WHERE YOU LEFT OFF.



Options

THIS ALLOWS YOU TO CHANGE VARIOUS GAME SETTINGS.

BGM (ON / OFF)

CHANGE THE BACKGROUND MUSIC SETTING BETWEEN OFF, MONO, AND STEREO.

SE (ON / OFF)

TURN THE SOUNDS EFFECTS ON/OFF.

LOAD

LOAD GAME DATA.

SAVE

SAVE GAME DATA.

Arrange Options

CHANGE VARIOUS SETTINGS IN ARRANGE MODE.

GAME LEVEL

(EASY / NORMAL / HARD)

ADJUST THE LEVEL OF DIFFICULTY IN THE GAME.

MAX PLAYERS (1 / 2 / 3)


CHANGE THE MAXIMUM NUMBER OF LIVES.

TIME LIMIT (ON / OFF)

TURN THE TIME LIMIT ON/OFF.

DISPLAY ADJUST

ADJUST THE GAME SCREEN'S DISPLAY POSITION.



Items



Pocket Watch
FREEZES ALL ENEMIES
ON THE SCREEN.
(WILL NOT WORK ON
BOSSSES FROM BLOCK 3
ONWARD.)



Dagger
WEAK, BUT FAST. FLIES
IN A STRAIGHT LINE
TOWARD THE ENEMY.



Bat
STRONG, BUT SLOW.
FLIES IN AN ARC
PATTERN.



Holy Water
STRONG, BUT SLOW.
EXPLODES INTO FLAMES
WHEN THROWN ONTO
THE FLOOR.



Cross
SLOW, BUT EXTREMELY
POWERFUL. RETURNS
TO YOU AFTER IT HITS
A WALL OR ANOTHER
OBSTACLE.



Heart
INCREASES YOUR STOCK
OF HEARTS BY 1.



Big Heart
INCREASES YOUR STOCK
OF HEARTS BY 5.



Invisibility Ointment
RENDERS YOU
INVINCIBLE FOR A
PERIOD OF TIME.



Chain Whip
INCREASES THE POWER
OF YOUR WHIP. (2
LEVELS)



Money Bag
RED BAG (100 POINTS)
BLUE BAG (400 POINTS)
WHITE BAG (700 POINTS)



Meat
RESTORES YOUR HEALTH.



Double Shot
ALLOWS YOU TO USE
ATTACK ITEMS TWICE
CONSECUTIVELY.



Triple Shot
ALLOWS YOU TO USE
ATTACK ITEMS THREE
TIMES CONSECUTIVELY.




1-Up
GIVES YOU AN EXTRA
LIFE.



Herb
RESTORES YOUR
HEALTH AT THE COST OF
SOME HEARTS.

Items will disappear after a
fixed period of time.

When you run out of Hearts, you
can no longer use Attack Items.



Block 1
THE MONASTERY

Block 2
THE UNDERGROUND AQUEDUCT

Block 3
THE COURTYARD

Block 4
THE RED-BRICK CATHEDRAL


Block 5
THE CLOCK TOWER

Block 6
THE FLOATING CORRIDOR


Block 7
THE TORTURE CHAMBER/LABORATORY

Block 8
COUNT DRACULA'S TOWER

Artwork from previous Castlevania Titles



Artwork from previous Castlevania titles







Customer Service Numbers

- **Australia** _____ 1902 262 662 _____
Calls charged at \$1.65 (incl. GST) per minute.
Please call these Customer Service Numbers only for PlayStation Hardware Support.
- **Österreich** _____ 0450 99 000 500 _____
Der Anruf unter dieser Nummer kostet max. 41 Groschen/Sek.
Bei allen Fragen rund um die PlayStation kontaktieren Sie bitte den Kundenservice.
- **Belgique/België/Belgien** _____ 011 301 306 _____
Veuillez appeler notre service clientèle à ces numéros seulement pour une assistance technique concernant la PlayStation.
- **Danmark** _____ +45 33 26 68 20 _____
Åben Man-Tors 16.00-19.00
Du bedes ringe til dette kundeservicenummer for support til din PlayStation.
- **Suomi** _____ 0600 411 911 _____
4,70 €/min + ppm avoinna ark 17-21
Soita näihin asiakaspalvelunumeroihin vain PlayStation-laiteistotukea varten
- **France** _____ 0803 843 843 _____
Veuillez appeler notre service clientèle à ces numéros seulement pour une assistance technique concernant la PlayStation.
- **Deutschland** _____ 01805 / 766 977 _____
Bei allen Fragen rund um die PlayStation kontaktieren Sie bitte den Kundenservice.
- **Greece** _____ (00 301) 6777701 _____
Παρακαλούμε να καλείτε αυτά τα Τηλέφωνα Εξυπηρέτησης Πελατών μόνο για τεχνική υποστήριξη για την κονσόλα PlayStation
- **Ireland** _____ (01) 4054022 _____
Please call these Customer Service Numbers only for PlayStation Hardware Support.
- **Italia** _____ 848 82 83 84 _____
Chiamare i numeri dell'assistenza clienti solo per problemi tecnici riguardanti l'hardware della PlayStation.
- **Nederland** _____ 0495 574 817 _____
Wij verzoeken u deze klantenservicenummers alleen te bellen indien u advies wilt vragen over PlayStation apparatuur.
- **New Zealand** _____ (09) 415 2447 _____
Please call these Customer Service Numbers only for PlayStation Hardware Support.
- **Norge** _____ 2336 6600 _____
- **Portugal** _____ (01) 318 7450 _____
Por favor, contacte os seguintes números do nosso Serviço de Atendimento ao Cliente se tiver alguma dúvida ou problema com qualquer produto de hardware PlayStation
- **España** _____ 902 102 102 _____
Por favor, llama a los siguientes números de nuestro Servicio de Atención al Cliente si tienes problemas con cualquier producto de hardware relacionado con la PlayStation.
- **Sverige** _____ 08-587 610 00 _____
Vänligen ring följande kundtjänstnummer enbart om problem uppstår på PlayStations programvara.
- **Schweiz/Suisse** _____ 0900 55 20 55 _____ Ein Anruf kostet Fr. 1.-/min.
Kinder und Jugendliche sollten vor dem Anrufen der Hotline die Eltern oder Erziehungsberechtigten um Erlaubnis fragen
- **UK** _____ 08705 99 88 77 _____
Please call these Customer Service Numbers only for PlayStation Hardware Support